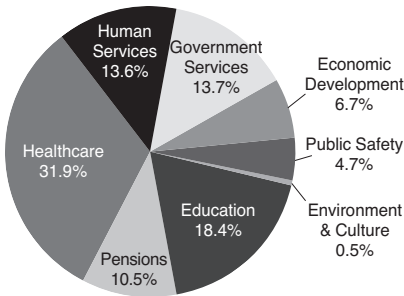


# Illinois State Budget

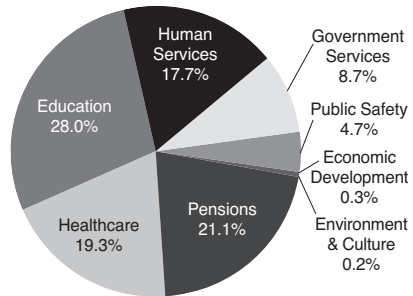
The Illinois Constitution requires the Governor to present a state budget to the General Assembly for the upcoming fiscal year. The Governor’s Office of Management and Budget is responsible for estimating revenues and developing budget recommendations that reflect the Governor’s programs and spending priorities. The office also issues general obligations and Build Illinois bonds, manages the state’s capital program, analyzes state agency programs and budgets, and evaluates personnel and operating needs. The major areas of review are education, health and social services, public assistance, debt management, public safety, and the environment. For more details on the state budget, visit [www.budget.illinois.gov](http://www.budget.illinois.gov).

## Fiscal Year 2021 Operating Appropriations by Result Area, Percentage of Total

All Funds Total — \$84.5 Billion

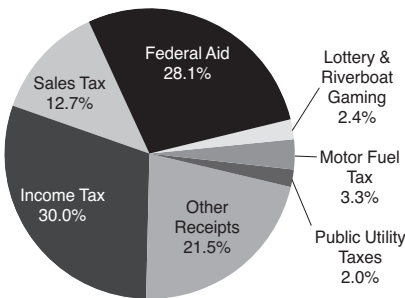


General Funds Total — \$40.8 Billion

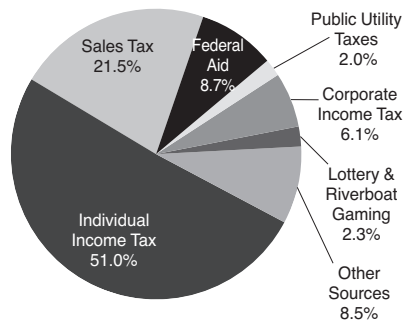


## Fiscal Year 2021 Revenues by Source Percentage of Total

All Appropriated Funds — \$80.2 Billion



General Funds — \$42.1 Billion



## Budget Expenditures and Appropriations

(\$ in thousands)

FY 2021 Estimated Expenditures/FY 2022 Recommended Appropriations

### Elected State Offices

Office	FY 2021	FY 2022
Governor .....	\$ 12,820	\$ 14,423
Lieutenant Governor .....	3,055	2,261
Attorney General .....	102,742	103,395
Secretary of State .....	461,927	461,498
Comptroller .....	149,730	151,490
Treasurer .....	\$ 3,154,625	\$ 3,242,022

### Major State Departments & Agencies

Department/Agency	FY 2021	FY 2022
Aging .....	\$ 1,135,761	\$ 1,446,193
Agriculture .....	104,035	117,302
Central Management Services .....	451,175	683,560
Children & Family Services .....	1,410,473	1,552,311
Commerce & Economic Opportunity .....	1,572,978	2,203,311
Corrections .....	1,577,093	1,637,159
Emergency Management Agency.....	931,965	2,197,345
Employment Security.....	291,617	450,487
Environmental Protection Agency .....	213,997	517,333
Financial & Professional Regulation .....	84,904	121,610
Healthcare & Family Services .....	26,798,125	29,299,503
Human Rights .....	16,524	17,113
Human Services .....	7,543,498	8,439,042
Innovation and Technology .....	462,712	670,000
Insurance .....	47,938	52,213
Labor .....	11,255	15,132
Lottery .....	2,216,228	2,228,941
Juvenile Justice .....	109,914	121,963
Military Affairs .....	47,578	64,719
Natural Resources .....	247,949	443,631
Public Health .....	1,570,354	1,777,947
Revenue .....	1,546,127	1,408,051
State Fire Marshal .....	38,990	44,332
State Police.....	604,796	731,639
Transportation .....	2,858,968	3,694,987
Veterans' Affairs.....	\$ 184,618	\$ 182,747

Source: Illinois State Budget FY 2022